



HOUSEKEEPING SOLUTIONS: PORTABLE DISPENSING

Portable dispensing for open-loop chemical systems









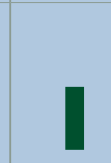
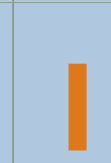

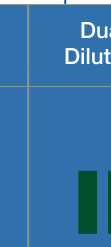










Features & Benefits

- Designed with chemical draw tube attached to dispensing unit to easily swap between containers
- Available in 3 flow rates: Low - 1gpm/4lpm; Medium - 2.5gpm/9.5lpm; High - 4gpm/15lpm
- 26 optional color-coded metering tip options to meet local plumbing agency codes
- ASSE 1055B approved backflow preventer options to meet local plumbing agency codes
- Basic or premium spray and foaming options, premium spray and foam provides for optimal reach with a 4ft spray/foam hose
- Integrated hanging hooks to hold dispensing unit when not in use or when filling buckets or other large equipment




Configurations & Specifications:

	FILL DISPENSER					FILL & SPRAY/FOAM DISPENSER-APPLICATORS		
	DUAL FILL		SINGLE FILL			DUAL FILL & SPRAY	SINGLE FILL & SPRAY	
	Dual Flow & Dilution	Dual Dilution	Low Flow	Medium Flow	High Flow	Spray & Rinse	Dual Dilution	Medium Flow
Flow Rate	 1 GPM/4 LPM 4 GPM/15 LPM	 2.5 GPM/9.5 LPM	 1 GPM/4 LPM	 2.5 GPM/9.5 LPM	 4 GPM/15 LPM	 2.5 GPM/9.5 LPM 4 GPM/15 LPM	 2.5 GPM/9.5 LPM	 2.5 GPM/9.5 LPM
Dilution Options in Dispenser	2	2	1	1	1	1	2	1
Selector Switch Icon Options	Low / High  Rich / Lean  Blank Label Area 	Rich / Lean  Blank Label Area 				Water / Chem  Blank Label Area 	Rich / Lean  Blank Label Area 	
Premium Spray/Foam Applicator						✓	✓	✓
Basic Sprayer-Foamer						✓	✓	✓
Integrated Backflow Protection	✓	✓	✓	✓	✓	✓	✓	✓
Selector Switch	✓	✓				✓	✓	

Application versatility for every need



DEMA One's rugged platform design and cover shell protects the working components even if the system is dropped. Designed and manufactured by the dispensing experts at DEMA for real world conditions.



Fill spray bottles at 1 GPM and buckets at 4 GPM



Light or heavy chemical dilutions for cleaning situa



Rinse with water or clean with chemical



DEMA Engineering Company

10020 Big Bend Blvd.
St. Louis, MO 63122 U.S.A
Tel: 1-800-325-3362
Fax: 314-965-8319



www.demaeng.com



sales@demaeng.com